


Statewide Local Streets & Roads Needs Assessment 2010 Update

Housing, Land Use & Transportation Policy Committee
116th CSAC Annual Meeting
Riverside, CA
November 17, 2010



RTPA
RCTF

CALIFORNIA STATEWIDE NEEDS ASSESSMENT PROJECT

WWW.SAVECALIFORNIASTREETS.ORG



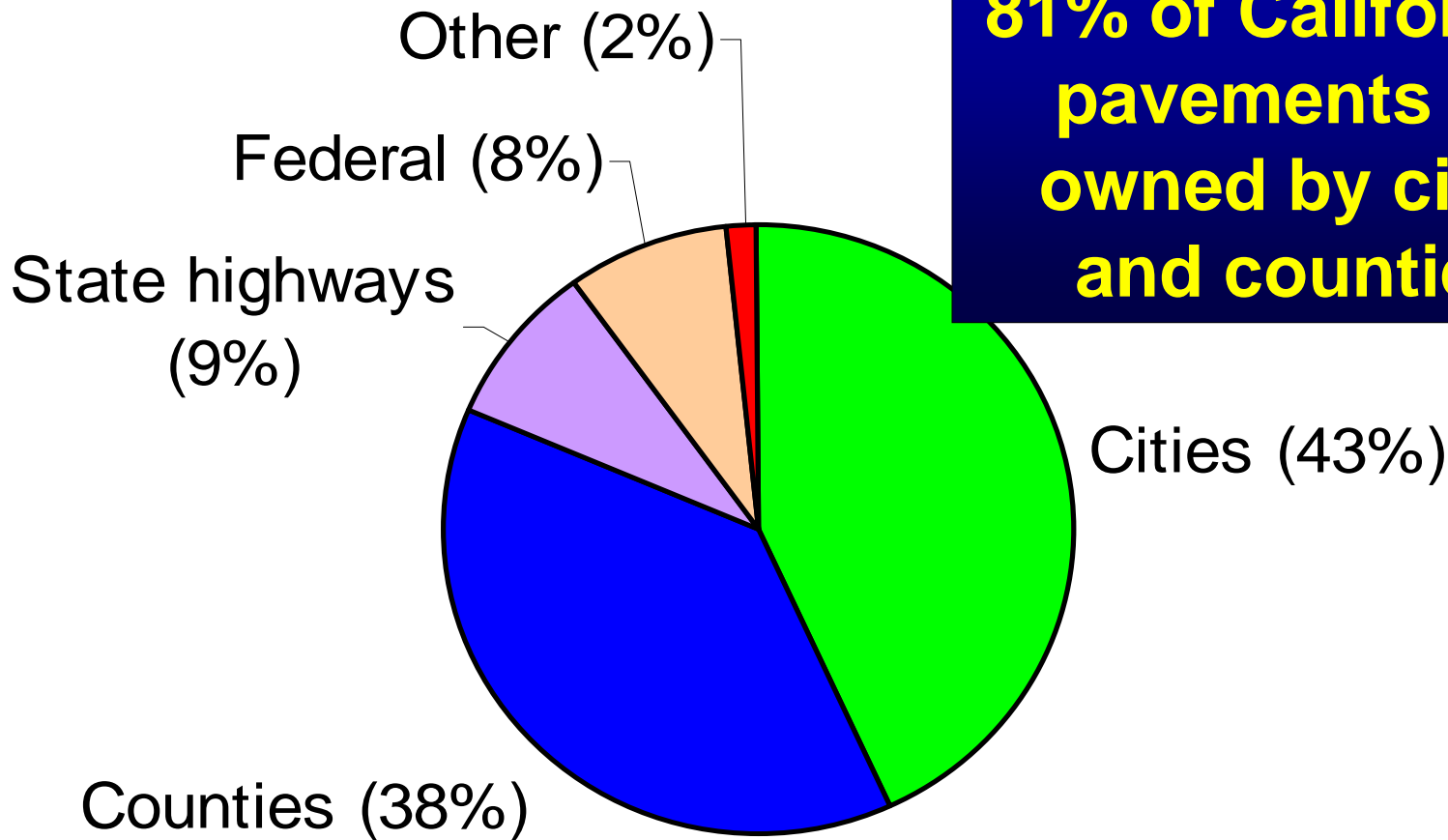
2010 Objectives

- What is change in pavement conditions statewide?
- How much will it cost to maintain pavements?
- What are safety, traffic & regulatory needs?
- What is the shortfall?
- What is impact of other funding scenarios?




Local Streets & Roads are Huge Part of State Network

81% of California's pavements are owned by cities and counties!



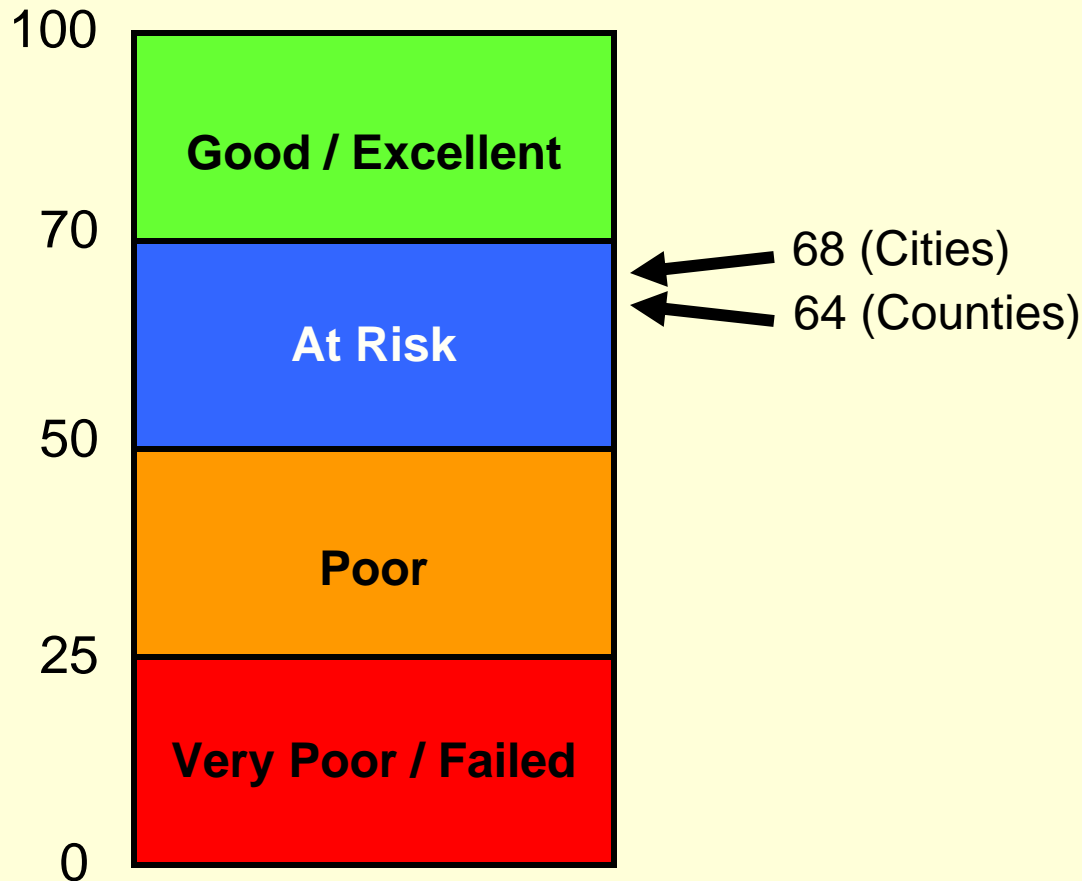
It's Not Just Pavements ...



- Sidewalks
- ADA ramps
- Curb & gutter
- Storm drains
- Others



Average Statewide PCI



Gas Tax Trends

Gas Tax	2008/09	2009/10	Future
Prop 42 (\$M)	\$ 223	\$ 144	\$ 83
HUTA (\$M)	\$ 457	\$ 421	\$ 472
Total	\$ 680	\$ 564	\$ 555 ↓

% of total revenues

41%

34%

49%



Pavement Revenues*

Revenues (\$M)	2008/09	2009/10	Future	% of total
Federal**	\$ 167	\$ 390	\$ 68	6%
State	\$ 1,032	\$ 819	\$ 698	61%
Local	\$ 458	\$ 453	\$ 674	33%
Total	\$ 1,658	\$ 1,663	\$ 1,140 ↓	100%

* Based on 300 responses

** ARRA accounted for \$343 million (\$50 m in 2008/09, \$293 m in 2009/10)



Funding Shortfall

Component	<u>2011-2020 (\$ billions)</u>		
	Needs	Funding	Shortfall
Pavements	\$ 70.5	\$ 14.2	\$ 56.3
Essential Components	\$ 29.1	\$ 6.8	\$ 22.3
Bridges	\$ 3.3		
Totals	\$ 102.9	\$ 21.0	\$ 78.6



Impacts of Different Funding

Funding Scenarios	Annual Budget	PCI	Construction Costs	Total Cost (B)
Existing Funding				38.6
Low PCI			\$	65.8
Low PCI + 1.25	1.25	53	\$	67.6
Maintain PCI = 66	3.1	66	\$	37.9

\$1 deferred today will cost \$1.53* by 2020

(*assuming no increases in construction costs)

\$16.9B saves \$25.8B!

Next Steps

- November 2010
 - Draft report by Thanksgiving
- January 2011 – final report
 - To download a copy, go to:
www.SaveCaliforniaStreets.org
- March-April 2011 - integrate with CTC Statewide Transportation Infrastructure Report



Questions?



Margot Yapp, P.E.

Vice President

Nichols Consulting Engineers, Chtd.

myapp@nce.reno.nv.us

(510) 215-3620

